

TREE 

WOOD PROTECTION
木材保養

we want you to
love your
TREE pieces

我們希望您喜歡及愛護您所挑選的家具



wood protection

木材保養

at TREE, we work with sustainably sourced quality wood, and have formed longstanding partnerships with suppliers who share the same commitment to the design and standards of wood furniture production and protection. prolonging the durability of our furniture is important - to our customers and to us. in this manual, we'll help you understand what has been protected at source, what hasn't (and why), as well as how to clean your piece to keep it in tip-top condition.

TREE致力選用來自可持續來源的優質木材，並與長期合作夥伴共同堅守承諾，保障木製家具的生產設計及標準。延長家具的耐用性對我們的品牌與顧客同樣重要，於此手冊中，您將了解哪類家具已於生產源頭添加保護層，及其餘未有外加保護的產品，同時亦提供清潔指南，讓木材歷久常新。

what does protection mean, and why is it needed?

甚麼是保護層？為甚麼需要它？



like our skin, wood needs to be looked after with tender love and care. protection is a treatment that helps lock in the wood's natural moisture and oils, preserves the character of the wood (grain, age and feel), as well as protect it from damage, heat and moisture.

some of our pieces may have already had wood protection applied during the manufacturing process - it all depends on the look and feel we want to achieve for that particular collection or item. it's one of the ways we ensure each piece lasts for many years to come, BUT it is only applied where it makes sense to do so.

正如我們的肌膚一樣，木材亦需要關懷呵護。保護層有助鎖住木材的天然水分及油脂，保存木材的個性特質（紋理、歲月痕跡及觸感），防止木材損壞，或受到熱力及濕度影響。

我們特意讓部分家具於製作過程中塗上保護層，賦予指定系列或產品一種獨特的外觀及質感。這是我們確保每件家具持久耐用的方式之一，但只適用於合適的產品。

we offer three primary types of wood furniture - teak, oak and walnut.

TREE 提供三種主要木材家具，包括柚木、橡木及胡桃木。



TEAK

柚木


TREE offers furniture crafted from a variety of teak wood, including FSC™-certified plantation teak and legally sourced reclaimed teak that is either naturally untreated or protected with finishing.

our FSC™-certified plantation teak has been left as nature intended it to be to retain a more natural look, while our reclaimed teak bears natural markings and weathered surfaces that create a rustic, perfectly imperfect look and beautiful patina. hand craftsmanship makes each furniture piece naturally unique, while a timeless design ensures that it can pair seamlessly with our other TREE collections.

我們提供由各種柚木製成的家具，包括獲森林管理委員會(FSC™)認證的柚木，以及透過合法採購、未經處理或添加保護層的天然再生柚木。

獲 FSC™ 認證的柚木保留了大自然的原始面貌，而再生柚木則帶有天然標記及風化表面，營造質樸外觀，展現自然瑰麗的原木色調及缺憾美。手工製作的家具均獨一無二，永恆的設計確保它與TREE的其他家具及飾品系列皆可組成完美配搭。

teak has its own natural oils that protect and keep the wood in good condition.
柚木有自己的天然油脂，可以保護和保持木材的良好狀態。



most of our pieces already have protection, with the exception of a selection of our teak and reclaimed teak collections. we do not recommend applying protection to these pieces as it will darken the wood, but are happy to do so if you prefer.

please note that, and as per our terms and conditions, there can be no refund or exchange once protection has been applied to your piece as per your request.

除了特定的柚木及再生柚木系列外，我們大部分的產品都已有塗保護層。我們並不建議對此等產品再度添加保護層，此舉將會使木材色澤變暗。假若您仍希望這樣做，我們亦十分樂意為您效勞。

請注意，根據產品條款及細則，一旦我們根據您的要求為家具添上保護層，將不會獲退款或退貨。



OAK AND WALNUT

橡木及胡桃木

our American black walnut and European white oak furniture collections have protection applied to them at source - thus, it is not required to apply additional protection upon purchase, but you may choose to re-apply protection in the future to ensure your piece stays in tip-top condition.

我們的美國胡桃木及歐洲白橡木家具系列已於生產源頭塗上保護層，因此新購家具並不需要重覆添加。您亦可於未來日子重新為家具塗上保護層，以確保它們保持最佳狀態。




WALNUT
胡桃木



OAK
橡木





adding protection

添加保護層

can I apply (or reapply) protection myself?

we offer Osmo kits should you want to apply protection/maintain and protect your pieces yourself. we recommend that this is only done for products with smooth surfaces - pieces with a raw or rough surface will need to be sanded down to ensure that the protection is applied consistently.

我可以自行為家具塗抹(重覆塗抹)保護層嗎?


如果您希望自行為家具塗上保護層作保養，我們提供Osmo套裝，但建議只用於帶有光滑表面的產品。擁有質樸或粗糙表面的家具需先進行打磨，以確保保護層可均勻地塗抹在木材上。

the Osmo kit comprises of:

Osmo 套裝包括：

- 1 x 500ml Osmo top oil 面油
- 1 x 500ml spray cleaner 噴霧清潔劑
- 1 x hand pad holder 手墊座
- 1 x oil finish applicator fleece 羊毛上油墊
- 1 x buffing fleece 拋光墊
- 1 x set of gloves 手套





prevention is the best care

預防以作最佳保護

to ensure your piece stays looking as good as the day you brought it home, we recommend taking the following preventative measures:

- just like us, wood needs to stay hydrated. if you use a home heating system, be sure to place a cup of water nearby to enhance the humidity. we also recommend keeping your piece away from air conditioners and heaters/radiators. check on the conditions of your room regularly, as abrupt changes in temperature or humidity may cause the wood to crack in extreme cases.
- while vitamin D is good for us, sunlight can have a negative impact on wood and alter its colour. if this is a concern, we recommend using a (sheer) curtain to help regulate the amount of natural light coming in.

為確保您的家具由抵達家門開始保持歷久常新，我們建議採取以下保養方法：

- 正如我們的身體一樣，木材需要保持足夠水分。假如您使用家居供暖系統，緊記於附近放置一杯開水以維持濕度。我們亦建議讓家具遠離空調、暖爐及暖氣裝置。請定期檢查房間的空間狀態及濕度，突變的溫度或濕度亦有機會導致木材出現裂紋。
- 雖然維他命D對人體有益，但陽光卻會對木材產生負面影響，並改變其色澤。如果對此有顧慮，我們建議使用(透光)窗簾以調節映進室內的自然光量。

prevention is the best care

預防以作最佳保護



always use coasters and placemats to prevent water rings or heat marks – protection will not prevent these marks from happening!

使用杯墊及餐墊以防止水環或熱痕，保護層並不會阻止此等意外發生！

for regular cleaning, we recommend using a slightly damp cloth to remove any dust.

我們建議定期使用微濕的抹布清潔，以去除灰塵。

for a deeper clean, use a cloth dampened with a natural soap (free of detergent, alcohol, preservatives, foaming agents, artificial dyes, synthetic fragrances, chemicals and additives) and water mixture. wipe along the grain of the desired surface and leave to dry.

如要進行深入的清潔，請使用蘸有天然肥皂（不含清潔劑、酒精、防腐劑、起泡劑、人造染料、合成香料、化學品及添加劑）及清水的抹布並順著木紋擦拭表面，再待其自然晾乾。



what should I do if spillage occurs?

如果倒翻液體，我應該怎麼做？



accidents do happen! here's what to do if you encounter any...

water rings and marks

- use a damp cloth and natural soap to clean, then leave to dry

grease stains

- pour salt on the area right away to absorb the oil, wipe and repeat if needed
- wet the affected area using a damp cloth, which will prevent any water rings from forming
- scrub the stain with a mixture of one part vinegar to twenty parts water (e.g. 1L water and 50mL vinegar)
- wipe the area again with water
- sand down the affected area in the direction of wood grains if needed

if you are unable to remove your stain(s) please contact our customer service team who can help arrange a refurbishment service for you. while, in most cases, we are able to help remove stubborn stains, please note it is not guaranteed that they will be removed completely due to the individual nature of wood.

意外總會發生！如果您遇到以下情況...

水環及印痕

- 使用濕布和天然肥皂清潔，然後晾乾

油漬

- 立即將少量鹽倒於受影響位置以吸收油分，然後加以擦拭，並按需要重複步驟
- 使用濕布潤濕該範圍，以防止水環形成
- 以1比20的稀釋白醋擦洗污漬（例如混合1公升水與50毫升白醋）
- 再次用清水擦拭該範圍
- 然後將混合物沿木紋方向擦拭

如果您無法去除污漬，請聯繫我們的客戶服務團隊，他們可以幫助您安排翻新服務。雖然在大多數情況下，我們能夠幫助去除頑固的污漬，但請注意，由於木材的獨特性，不能保證它們會完全去除。



we provide friendly after-care services for our customers in Hong Kong. should you prefer your piece to be professionally repaired or refurbished, we can arrange to have it transported to our workshop for TREETment and returned back to you. just let us know if you would like a quotation!

我們為身處香港的顧客提供售後護理服務。如需要專業修理或翻新家具，我們可安排將您的家具運往工場作進一步護理，完成後更可為您送返家中。我們的團隊樂意隨時為您提供報價！

Flagship Store & Head Office

28/f Horizon Plaza | Ap Lei Chau

鴨脷洲新海怡廣場 28 樓

t: 2870 1582 | e: onlinesales@tree.com.hk | w: www.tree.com.hk



The mark of
responsible forestry
FSC® N002051

be inspired at
TREE BLOG

[treehk_official](https://www.instagram.com/treehk_official)

TREE Hong Kong